

High-Value Life Science and Mat: x

bruker.com/en.html

BRUKER

PRODUCTS & SOLUTIONS APPLICATIONS **SERVICES & SUPPORT** NEWS & EVENTS ABOUT CAREERS

CONTACT EXPERT

Bruker enables Spatial Biology and Single-Cell Analysis

- + COVID-19 RELATED INFORMATION
- + MORE ON PROTEOMICS RESEARCH SOLUTIONS
- + MORE ON CELL BIOLOGY

What are you looking for?

Differentiated High Value Life Science Research and Diagnostics Solutions



Services & Support

- Technical Customer Support >
- Global Offices >
- Maintenance Service Agreements >
- Consumables & Spares
- Training & Education >
- Software Support & Upgrades** ← 1
- Documentation & Manuals >
- Quality
- Product End Of Life >
- Terms & Conditions

Software Support & Upgrades

- Elemental Analysis ↗
- Infrared and Raman Spectroscopy
- Mass Spectrometry 🔒 >
- Magnetic Resonance Imaging 🔒
- Molecular Imaging 🔒
- Nuclear Magnetic Resonance** 🔒 ← 2
- X-ray Microscopy & Micro Computed Tomography ↗
- X-ray & SC-X-ray diffraction ↗

Nuclear Magnetic Resonance 🔒

- NMR Software & Downloads for Windows 🔒 >
- NMR Software & Downloads for Linux 🔒
- macOS TopSpin Processing Only 🔒 3
- TopSpin Academia License 🔒 ←
- TopSpin Evaluation License 🔒
- NMR Exchange of FlexLM Licenses 🔒
- NMR License Request 🔒
- NMR License Request Legacy 🔒
- NMR License Questions and Solutions 🔒

NMR TopSpin License Processing for Academia

In order to provide students, researchers and teachers with unlimited access to the best tools for off-line NMR processing, Bruker is making their market leading NMR processing software TopSpin available free of charge for all academic users. In addition to Bruker NMR data, the software is able to process data acquired on Agilent, Varian and Jeol systems, as well as read any data provided in JCAMP format. We are happy to offer you a free Academia license for TopSpin 4 and TopSpin 3.6 ("Academia license").

Disclaimer

Access to Academia licenses is restricted to academic customers. By using this web page for license requests you confirm that you are employed by or studying at an academic- or governmental institution and that you use the software exclusively in this context. Your request and the license generation will be logged. If you do not agree with this, please do not continue.

In the next step a personal ticket code will be generated for you. With this ticket code you can activate the Academia license on a compatible computer of your choice and use the software:

[REQUEST ACADEMIA LICENSE](#)

- [TopSpin for Windows](#)
- [TopSpin for Linux](#)
- [TopSpin for macOS \(Processing Only\)](#)



NMR TopSpin License Processing for Academia

In order to provide students, researchers and teachers with unlimited access to the best tools for off-line NMR processing, Bruker is making their market leading NMR processing software TopSpin available free of charge for all academic users. In addition to Bruker NMR data, the software is able to process data acquired on Agilent, Varian and Jeol systems, as well as read any data provided in JCAMP format. We are happy to offer you a free Academia license for TopSpin 4 and TopSpin 3.6 ("Academia license").

Disclaimer

Access to Academia licenses is restricted to academic customers. By using this web page for license requests you confirm that you are employed by or studying at an academic- or governmental institution and that you use the software exclusively in this context. Your request and the license generation will be logged. If you do not agree with this, please do not continue.

- [TopSpin for Windows](#)
- [TopSpin for Linux](#)
- [TopSpin for macOS \(Processing Only\)](#)

Copy this ticket code
you will need it later

In the next step a personal ticket code will be generated for you. With this ticket code you can activate the Academia license on a compatible computer of your choice and use the software:

N8BZP-N79MF-9N6TH-W6CVM-S4687



CONTACT EXPERT

Current Releases

After downloading the package you have a file with the extension .exe on your hard disk. To start the installation, double-click the file icon in your file browser.

When another TopSpin version is already installed on your computer, Bruker BioSpin recommends installing the new TopSpin version in a parallel directory to the previous one. The installation program will guide you step by step through the installation process. The installation will only work with administrator rights.

When a valid license is available the software is ready to use when the installation is complete.

For further information about installation and usage of TopSpin please refer to the documentation.

→ [NMR User Manuals and Technical Documentation](#)

↓ [TopSpin 4.1.3 & CMC-assist 2.21 \(2.1 GB\)](#)

(Created: 2021-07-06)
TopSpin for AVANCE NEO and processing in general. This link allows for the direct installation of a complete acquisition/processing version for Windows 10.
MD5 checksum: 0530617e40ca9f01969ba3367b18a986

↓ [TopSpin 3.6.4 & CMC-assist 2.15 \(1.1 GB\)](#)

TopSpin for AVANCE III, III HD and processing in general. This link allows for the direct installation of a complete acquisition/processing version for Windows 10.
MD5 checksum: 2424ce93f2be57e3208c5b72d69cf447

↓ [TopSpin 3.2 pl7 & CMC-assist 2.1 \(732 MiB\)](#)

(Created: 2015-07-21)
TopSpin for AVANCE II, III HD, Fourier 300 and processing in general. This link allows for the direct installation of a complete acquisition/processing version for Windows 7.
MD5 checksum: 89358ca64c9bdfcaf686e9d510db2452

Any of those versions are okay to use



C:\Users\Staff\Downloads\install-topspin-4.1.3.tmp\windows\tcl-8.6.9\bin\tclsh86.exe

NOTE: Initial log file: C:\Windows\Temp\install.log

install@DESKTOP-NSR6GUD

BRUKER Bruker NMR Software Installer
including TopSpin 4.1.3 and CMC-a

Overall progress

- Setup parameters -
- Check consistency -
- Select target directories -
- Prepare harddisk -
- Install files -
- Post processing -

Status: Click 'Next' to step through the setup process.

```
3-windows.exe
4.1.3.tmp\windows\twapi\pkgIndex.tcl
4.1.3.tmp\windows\twapi\power.tcl
4.1.3.tmp\windows\twapi\printer.tcl
4.1.3.tmp\windows\twapi\process.tcl
4.1.3.tmp\windows\twapi\rds.tcl
4.1.3.tmp\windows\twapi\resource.tcl
4.1.3.tmp\windows\twapi\security.tcl
4.1.3.tmp\windows\twapi\service.tcl
4.1.3.tmp\windows\twapi\share.tcl
4.1.3.tmp\windows\twapi\shell.tcl
4.1.3.tmp\windows\twapi\sspi.tcl
4.1.3.tmp\windows\twapi\storage.tcl
4.1.3.tmp\windows\twapi\sync.tcl
4.1.3.tmp\windows\twapi\tls.tcl
4.1.3.tmp\windows\twapi\twapi.tcl
4.1.3.tmp\windows\twapi\twapi_ba
4.1.3.tmp\windows\twapi\twapi_ba
4.1.3.tmp\windows\twapi\ui.tcl
4.1.3.tmp\windows\twapi\win.tcl
4.1.3.tmp\windows\twapi\winlog.tcl
4.1.3.tmp\windows\twapi\winsta.tcl
4.1.3.tmp\windows\twapi\wmi.tcl
4.1.3.tmp\rellet.pdf
4.1.3.tmp\install.cmd
4.1.3.tmp\license-info.zip-2009.

inflating: install-topspin-4.1.3.tmp\windows\twapi\storage.tcl
inflating: install-topspin-4.1.3.tmp\windows\twapi\sync.tcl
inflating: install-topspin-4.1.3.tmp\windows\twapi\tls.tcl
inflating: install-topspin-4.1.3.tmp\windows\twapi\twapi.tcl
inflating: install-topspin-4.1.3.tmp\windows\twapi\twapi_ba
inflating: install-topspin-4.1.3.tmp\windows\twapi\twapi_ba
inflating: install-topspin-4.1.3.tmp\windows\twapi\ui.tcl
inflating: install-topspin-4.1.3.tmp\windows\twapi\win.tcl
inflating: install-topspin-4.1.3.tmp\windows\twapi\winlog.tcl
inflating: install-topspin-4.1.3.tmp\windows\twapi\winsta.tcl
inflating: install-topspin-4.1.3.tmp\windows\twapi\wmi.tcl
inflating: install-topspin-4.1.3.tmp\rellet.pdf
inflating: install-topspin-4.1.3.tmp\install.cmd
inflating: install-topspin-4.1.3.tmp\license-info.zip-2009.

Executing auto-run command cmd.exe /c install-topspin-4.1.3.tmp\install.cmd -c
Starting "C:\Users\Staff\Downloads\install-topspin-4.1.3.tmp\windows\tcl-8.6.9\bin\tclsh86.exe" "C:\Users\Staff\Downloa
s\install-topspin-4.1.3.tmp\xwinstall.d\swim\lib\xwinstall.tcl -c
```

install@DESKTOP-NSR6GUD

Welcome!

This setup tool will help you to install step by step Bruker NMR Software including

- TopSpin 4.1.3 with CMC-se
- CMC-assist

Please terminate all running Bruker NMR Software before continuing with this setup.

Note: To change the font size, type Ctrl - or Ctrl +

Back Next Cancel

Administrator: C:\Users\Staff\Downloads\install-topspin-4.1.3.tmp\windows\tcl-8.6.9\bin\tclsh86.exe

NOTE: initial log file: C:\Windows\Temp\install.log

install@DESKTOP-N5R6GUD

BRUKER Bruker NMR Software Installer
including TopSpin 4.1.3 and CMC-a

Overall progress

Setup parameters	running
Check consistency	-
Select target directories	-
Prepare harddisk	-
Install files	-
Post processing	-

Status: Selecting an installation directory for TopSpin

```
3-windows.exe
4.1.3.tmp/windows/twapi/pkgIndex.tcl
4.1.3.tmp/windows/twapi/power.tcl
4.1.3.tmp/windows/twapi/printer.tcl
4.1.3.tmp/windows/twapi/process.tcl
4.1.3.tmp/windows/twapi/rds.tcl
4.1.3.tmp/windows/twapi/resource.tcl
4.1.3.tmp/windows/twapi/security.tcl
4.1.3.tmp/windows/twapi/service.tcl
4.1.3.tmp/windows/twapi/share.tcl
4.1.3.tmp/windows/twapi/shell.tcl
4.1.3.tmp/windows/twapi/sspi.tcl
4.1.3.tmp/windows/twapi/storage.tcl
4.1.3.tmp/windows/twapi/synch.tcl
inflating: install-topspin-4.1.3.tmp/windows/twapi/tls.tcl
inflating: install-topspin-4.1.3.tmp/windows/twapi/twapi.tcl
inflating: install-topspin-4.1.3.tmp/windows/twapi/twapi_base6
inflating: install-topspin-4.1.3.tmp/windows/twapi/ui.tcl
inflating: install-topspin-4.1.3.tmp/windows/twapi/win.tcl
inflating: install-topspin-4.1.3.tmp/windows/twapi/winlog.tcl
inflating: install-topspin-4.1.3.tmp/windows/twapi/winsta.tcl
inflating: install-topspin-4.1.3.tmp/windows/twapi/wmi.tcl
inflating: install-topspin-4.1.3.tmp/rellet.pdf
inflating: install-topspin-4.1.3.tmp/install.cmd
inflating: install-topspin-4.1.3.tmp/license-info-zip-2009.txt

Executing auto-run command cmd.exe /c install-topspin-4.1.3.tmp\install.cmd -c
Starting "C:\Users\Staff\Downloads\install-topspin-4.1.3.tmp\windows\tcl-8.6.9\bin\tclsh86.exe" "C:\Users\Staff\Downloa
s\install-topspin-4.1.3.tmp\xwinstall.d\swim\lib\xwinstall.tcl -c
```

install@DESKTOP-N5R6GUD

Please select an installation directory for TopSpin and CMC-assist

C:\Bruker\TopSpin4.1.3

Back Next Cancel Disk usage

Administrator: C:\Users\Staff\Downloads\install-topspin-4.1.3.tmp\windows\tcl-8.6.9\bin\tclsh86.exe

NOTE: initial log file: C:\Windows\Temp\install.log

install@DESKTOP-NSR6GUD

BRUKER Bruker NMR Software Installer
including TopSpin 4.1.3 and CMC-a

Overall progress

✓ Setup parameters	complete
✓ Check consistency	complete
Select target directories	running
Prepare harddisk	-
Install files	-
Post processing	-

Status: Product specific selections

```
4.1.3.tmp/windows/twapi/pkgIndex.tcl
4.1.3.tmp/windows/twapi/power.tcl
4.1.3.tmp/windows/twapi/printer.tcl
4.1.3.tmp/windows/twapi/process.tcl
4.1.3.tmp/windows/twapi/rds.tcl
4.1.3.tmp/windows/twapi/resource.tcl
4.1.3.tmp/windows/twapi/security.tcl
4.1.3.tmp/windows/twapi/service.tcl
4.1.3.tmp/windows/twapi/share.tcl
4.1.3.tmp/windows/twapi/shell.tcl
4.1.3.tmp/windows/twapi/sspi.tcl
4.1.3.tmp/windows/twapi/storage.tcl
4.1.3.tmp/windows/twapi/tls.tcl
4.1.3.tmp/windows/twapi/twapi.tcl
4.1.3.tmp/windows/twapi/twapi_base.dll
4.1.3.tmp/windows/twapi/twapi_base64.dll
4.1.3.tmp/windows/twapi/ui.tcl
4.1.3.tmp/windows/twapi/win.tcl
4.1.3.tmp/windows/twapi/winlog.tcl
4.1.3.tmp/windows/twapi/winsta.tcl
4.1.3.tmp/windows/twapi/wmi.tcl
4.1.3.tmp/rellet.pdf
4.1.3.tmp/install.cmd
4.1.3.tmp/license-info-zip-2009.txt

Inflating: install-topspin-4.1.3.tmp/windows/twapi/pkgIndex.tcl
Inflating: install-topspin-4.1.3.tmp/windows/twapi/power.tcl
Inflating: install-topspin-4.1.3.tmp/windows/twapi/printer.tcl
Inflating: install-topspin-4.1.3.tmp/windows/twapi/process.tcl
Inflating: install-topspin-4.1.3.tmp/windows/twapi/rds.tcl
Inflating: install-topspin-4.1.3.tmp/windows/twapi/resource.tcl
Inflating: install-topspin-4.1.3.tmp/windows/twapi/security.tcl
Inflating: install-topspin-4.1.3.tmp/windows/twapi/service.tcl
Inflating: install-topspin-4.1.3.tmp/windows/twapi/share.tcl
Inflating: install-topspin-4.1.3.tmp/windows/twapi/shell.tcl
Inflating: install-topspin-4.1.3.tmp/windows/twapi/sspi.tcl
Inflating: install-topspin-4.1.3.tmp/windows/twapi/storage.tcl
Inflating: install-topspin-4.1.3.tmp/windows/twapi/tls.tcl
Inflating: install-topspin-4.1.3.tmp/windows/twapi/twapi.tcl
Inflating: install-topspin-4.1.3.tmp/windows/twapi/twapi_base.dll
Inflating: install-topspin-4.1.3.tmp/windows/twapi/twapi_base64.dll
Inflating: install-topspin-4.1.3.tmp/windows/twapi/ui.tcl
Inflating: install-topspin-4.1.3.tmp/windows/twapi/win.tcl
Inflating: install-topspin-4.1.3.tmp/windows/twapi/winlog.tcl
Inflating: install-topspin-4.1.3.tmp/windows/twapi/winsta.tcl
Inflating: install-topspin-4.1.3.tmp/windows/twapi/wmi.tcl
Inflating: install-topspin-4.1.3.tmp/rellet.pdf
Inflating: install-topspin-4.1.3.tmp/install.cmd
Inflating: install-topspin-4.1.3.tmp/license-info-zip-2009.txt

Executing auto-run command cmd.exe /c install-topspin-4.1.3.tmp\install.cmd -c
Starting "C:\Users\Staff\Downloads\install-topspin-4.1.3.tmp\windows\tcl-8.6.9\bin\tclsh86.exe" "C:\Users\Staff\Downloa
s\install-topspin-4.1.3.tmp\xwinstall.d\swim\lib\xwinstall.tcl -c
```

install@DESKTOP-NSR6GUD

Please select the NMR Super User.

This can be either a local account, or - if the computer is member of a domain - a domain account.

Valid syntax
- USER ACCOUNT or
- DESKTOP-NSR6GUD\USER ACCOUNT or
- DOMAINNAME\USER ACCOUNT

DESKTOP-NSR6GUD\Staff

Back Next Cancel

Administrator: C:\Users\Staff\Downloads\install-topspin-4.1.3.tmp\windows\tcl-8.6.9\bin\tclsh86.exe

NOTE: Initial log file: C:\Windows\Temp\install.log

install@DESKTOP-NSR6GUD

BRUKER Bruker NMR Software Installer
including TopSpin 4.1.3 and CMC-a

Overall progress

✓ Setup parameters	complete
✓ Check consistency	complete
Select target directories	running
Prepare harddisk	-
Install files	-
Post processing	-

Status: Product specific selections

```
4.1.3.tmp/windows/twapi/pkgIndex.tcl
4.1.3.tmp/windows/twapi/power.tcl
4.1.3.tmp/windows/twapi/printer.tcl
4.1.3.tmp/windows/twapi/process.tcl
4.1.3.tmp/windows/twapi/rds.tcl
4.1.3.tmp/windows/twapi/resource.tcl
4.1.3.tmp/windows/twapi/security.tcl
4.1.3.tmp/windows/twapi/service.tcl
4.1.3.tmp/windows/twapi/share.tcl
4.1.3.tmp/windows/twapi/shell.tcl
4.1.3.tmp/windows/twapi/sspi.tcl
4.1.3.tmp/windows/twapi/storage.tcl
4.1.3.tmp/windows/twapi/synch.tcl
4.1.3.tmp/windows/twapi/tls.tcl
4.1.3.tmp/windows/twapi/twapi.tcl
4.1.3.tmp/windows/twapi/twapi_base
4.1.3.tmp/windows/twapi/twapi_base
4.1.3.tmp/windows/twapi/ui.tcl
4.1.3.tmp/windows/twapi/win.tcl
4.1.3.tmp/windows/twapi/winlog.tcl
4.1.3.tmp/windows/twapi/winsta.tcl
4.1.3.tmp/windows/twapi/wmi.tcl
4.1.3.tmp/rellet.pdf
4.1.3.tmp/install.cmd
4.1.3.tmp/license-info.zip-2009.tx

inflating: install-topspin-4.1.3.tmp/windows/twapi/storage.tcl
inflating: install-topspin-4.1.3.tmp/windows/twapi/synch.tcl
inflating: install-topspin-4.1.3.tmp/windows/twapi/tls.tcl
inflating: install-topspin-4.1.3.tmp/windows/twapi/twapi.tcl
inflating: install-topspin-4.1.3.tmp/windows/twapi/twapi_base
inflating: install-topspin-4.1.3.tmp/windows/twapi/twapi_base
inflating: install-topspin-4.1.3.tmp/windows/twapi/ui.tcl
inflating: install-topspin-4.1.3.tmp/windows/twapi/win.tcl
inflating: install-topspin-4.1.3.tmp/windows/twapi/winlog.tcl
inflating: install-topspin-4.1.3.tmp/windows/twapi/winsta.tcl
inflating: install-topspin-4.1.3.tmp/windows/twapi/wmi.tcl
inflating: install-topspin-4.1.3.tmp/rellet.pdf
inflating: install-topspin-4.1.3.tmp/install.cmd
inflating: install-topspin-4.1.3.tmp/license-info.zip-2009.tx

Executing auto-run command cmd.exe /c install-topspin-4.1.3.tmp\install.cmd -c
Starting "C:\Users\Staff\Downloads\install-topspin-4.1.3.tmp\windows\tcl-8.6.9\bin\tclsh86.exe" "C:\Users\Staff\Downloa
s\install-topspin-4.1.3.tmp\xwinstall.d\swim\lib\xwinstall.tcl -c
```

install@DESKTOP-NSR6GUD

Please choose an NMR Administration Password
(requested for commands like 'cf', 'expinstall' etc.)

Enter password:

Re-enter password:

Back Next Cancel Help

A password needs to be set.

Administrator: C:\Users\Staff\Downloads\install-topspin-4.1.3.tmp\windows\tcl-8.6.9\bin\tclsh86.exe

NOTE: Initial log file: C:\Windows\Temp\install.log

install@DESKTOP-N5R6GUD

BRUKER Bruker NMR Software Installer
including TopSpin 4.1.3 and CMC-a

Overall progress

✓ Setup parameters	complete
✓ Check consistency	complete
Select target directories	running
Prepare harddisk	-
Install files	-
Post processing	-

Status: Selecting an installation directory for NMR-Data

```
inflating: install-topspin-4.1.3.tmp/windows/twapi/storage.tcl
inflating: install-topspin-4.1.3.tmp/windows/twapi/synch.tcl
inflating: install-topspin-4.1.3.tmp/windows/twapi/tls.tcl
inflating: install-topspin-4.1.3.tmp/windows/twapi/twapi.tcl
inflating: install-topspin-4.1.3.tmp/windows/twapi/twapi_base.tcl
inflating: install-topspin-4.1.3.tmp/windows/twapi/twapi_base6.tcl
inflating: install-topspin-4.1.3.tmp/windows/twapi/ui.tcl
inflating: install-topspin-4.1.3.tmp/windows/twapi/win.tcl
inflating: install-topspin-4.1.3.tmp/windows/twapi/winlog.tcl
inflating: install-topspin-4.1.3.tmp/windows/twapi/winsta.tcl
inflating: install-topspin-4.1.3.tmp/windows/twapi/wmi.tcl
inflating: install-topspin-4.1.3.tmp/rellet.pdf
inflating: install-topspin-4.1.3.tmp/install.cmd
inflating: install-topspin-4.1.3.tmp/license-info-zip-2009.txt

Executing auto-run command cmd.exe /c install-topspin-4.1.3.tmp\install.cmd -c
Starting "C:\Users\Staff\Downloads\install-topspin-4.1.3.tmp\windows\tcl-8.6.9\bin\tclsh86.exe" "C:\Users\Staff\Downloads\install-topspin-4.1.3.tmp\xwinstall.d\swim\lib\xwinstall.tcl -c
```

```
3-windows.exe
4.1.3.tmp/windows/twapi/pkgIndex.tcl
4.1.3.tmp/windows/twapi/power.tcl
4.1.3.tmp/windows/twapi/printer.tcl
4.1.3.tmp/windows/twapi/process.tcl
4.1.3.tmp/windows/twapi/rds.tcl
4.1.3.tmp/windows/twapi/resource.tcl
4.1.3.tmp/windows/twapi/security.tcl
4.1.3.tmp/windows/twapi/service.tcl
4.1.3.tmp/windows/twapi/share.tcl
4.1.3.tmp/windows/twapi/shell.tcl
4.1.3.tmp/windows/twapi/sspi.tcl
4.1.3.tmp/windows/twapi/storage.tcl
4.1.3.tmp/windows/twapi/synch.tcl
4.1.3.tmp/windows/twapi/tls.tcl
4.1.3.tmp/windows/twapi/twapi.tcl
4.1.3.tmp/windows/twapi/twapi_base.tcl
4.1.3.tmp/windows/twapi/twapi_base6.tcl
4.1.3.tmp/windows/twapi/ui.tcl
4.1.3.tmp/windows/twapi/win.tcl
4.1.3.tmp/windows/twapi/winlog.tcl
4.1.3.tmp/windows/twapi/winsta.tcl
4.1.3.tmp/windows/twapi/wmi.tcl
4.1.3.tmp/rellet.pdf
4.1.3.tmp/install.cmd
4.1.3.tmp/license-info-zip-2009.txt
```

install@DESKTOP-N5R6GUD

Please select an installation directory for NMR-Data

C:\Bruker\TopSpin4.1.3\examdata | Browse

Back Next Cancel Disk usage

Administrator: C:\Users\Staff\Downloads\install-topspin-4.1.3.tmp\windows\tcl-8.6.9\bin\tclsh86.exe

NOTE: initial log file: C:\Windows\Temp\install.log

install@DESKTOP-NSR6GUD

BRUKER Bruker NMR Software Installer
including TopSpin 4.1.3 and CMC-a

Overall progress

- ✓ Setup parameters complete
- ✓ Check consistency complete
- ✓ Select target directories complete
- Prepare harddisk -
- Install files -
- Post processing -

Status: Last dialog before disk changes

3-windows.exe

4.1.3.tmp/windows/twapi/pkgIndex.tcl
4.1.3.tmp/windows/twapi/power.tcl
4.1.3.tmp/windows/twapi/printer.tcl
4.1.3.tmp/windows/twapi/process.tcl
4.1.3.tmp/windows/twapi/rds.tcl
4.1.3.tmp/windows/twapi/resource.tcl
4.1.3.tmp/windows/twapi/security.tcl
4.1.3.tmp/windows/twapi/service.tcl
4.1.3.tmp/windows/twapi/share.tcl
4.1.3.tmp/windows/twapi/shell.tcl
4.1.3.tmp/windows/twapi/sspi.tcl
4.1.3.tmp/windows/twapi/storage.tcl
inflating: install-topspin-4.1.3.tmp/windows/twapi/synch.tcl
inflating: install-topspin-4.1.3.tmp/windows/twapi/tls.tcl
inflating: install-topspin-4.1.3.tmp/windows/twapi/twapi.tcl
inflating: install-topspin-4.1.3.tmp/windows/twapi/twapi_base.tcl
inflating: install-topspin-4.1.3.tmp/windows/twapi/twapi_base64.tcl
inflating: install-topspin-4.1.3.tmp/windows/twapi/ui.tcl
inflating: install-topspin-4.1.3.tmp/windows/twapi/win.tcl
inflating: install-topspin-4.1.3.tmp/windows/twapi/winlog.tcl
inflating: install-topspin-4.1.3.tmp/windows/twapi/winsta.tcl
inflating: install-topspin-4.1.3.tmp/windows/twapi/wmi.tcl
inflating: install-topspin-4.1.3.tmp/rellet.pdf
inflating: install-topspin-4.1.3.tmp/install.cmd
inflating: install-topspin-4.1.3.tmp/license-info-zip-2009.txt

Executing auto-run command cmd.exe /c install-topspin-4.1.3.tmp\Starting "C:\Users\Staff\Downloads\install-topspin-4.1.3.tmp\windows\install-topspin-4.1.3.tmp\xwinstall.d\swim\lib\xwinstall.tcl -c

install@DESKTOP-NSR6GUD

The installation has been setup and will start now with these programs:

Product	Version	Size/MB	Target directory
TopSpin	4.1.3	2634	C:\Bruker\TopSpin4.1.3
CMC-a	2.21	1	C:\Bruker\TopSpin4.1.3
NMR-Data	8.9	125	C:\Bruker\TopSpin4.1.3\examdata
CodeMeter Runtime	7.10a	48	C:\Windows\Temp\CodeMeter

Open Source Components provided under GNU Public License v3 will be installed

Back Next Cancel

Administrator: C:\Users\Staff\Downloads\install-topspin-4.1.3.tmp\windows\tcl-8.6.9\bin\tclsh86.exe

NOTE: initial_log_file: C:\Windows\Temp\install.log

NOTE: change_log_file to: C:\Bruker\TopSpin4.1.3\install.log

install@DESKTOP-NSR6GUD

BRUKER Bruker NMR Software Installer
including TopSpin 4.1.3 and CMC-a

Overall progress

- ✓ Setup parameters complete
- ✓ Check consistency complete
- ✓ Select target directories complete
- ✓ Prepare harddisk complete
- ✓ Install files complete
- ✓ Post processing complete

Status: Installation finished

```
3-windows.exe
4.1.3.tmp/windows/twapi/pkgIndex.tcl
4.1.3.tmp/windows/twapi/power.tcl
4.1.3.tmp/windows/twapi/printer.tcl
4.1.3.tmp/windows/twapi/process.tcl
4.1.3.tmp/windows/twapi/rds.tcl
4.1.3.tmp/windows/twapi/resource.tcl
4.1.3.tmp/windows/twapi/security.tcl
4.1.3.tmp/windows/twapi/service.tcl
4.1.3.tmp/windows/twapi/share.tcl
4.1.3.tmp/windows/twapi/shell.tcl
4.1.3.tmp/windows/twapi/sspi.tcl
4.1.3.tmp/windows/twapi/storage.tcl
inflating: install-topspin-4.1.3.tmp/windows/twapi/synch.tcl
inflating: install-topspin-4.1.3.tmp/windows/twapi/tls.tcl
inflating: install-topspin-4.1.3.tmp/windows/twapi/twapi.tcl
inflating: install-topspin-4.1.3.tmp/windows/twapi/twapi_base.dll
inflating: install-topspin-4.1.3.tmp/windows/twapi/twapi_base64.dll
inflating: install-topspin-4.1.3.tmp/windows/twapi/ui.tcl
inflating: install-topspin-4.1.3.tmp/windows/twapi/win.tcl
inflating: install-topspin-4.1.3.tmp/windows/twapi/winlog.tcl
inflating: install-topspin-4.1.3.tmp/windows/twapi/winsta.tcl
inflating: install-topspin-4.1.3.tmp/windows/twapi/wmi.tcl
inflating: install-topspin-4.1.3.tmp/rellet.pdf
inflating: install-topspin-4.1.3.tmp/install.cmd
inflating: install-topspin-4.1.3.tmp/license-info-zip-2009.txt

Executing auto-run command cmd.exe /c install-topspin-4.1.3.tmp\install.cmd -c
Starting "C:\Users\Staff\Downloads\install-topspin-4.1.3.tmp\windows\tcl-8.6.9\bin\tclsh86.exe" "C:\Users\Staff\Downloa
s\install-topspin-4.1.3.tmp"\xinstall.d\swim\lib\xwinstall.tcl -c
```

install@DESKTOP-NSR6GUD

Installation finished
with the following results:

TopSpin 4.1.3	successful
CMC-a 2.21	successful
NMR-Data 8.9	successful
CodeMeter Runtime 7.10a	successful


Back Finish

- Recycle Bin
- MoxyViewer (64-bit)
- Google Chrome
- Microsoft Teams
- Adobe Creat...
- New Rich Text Doc...
- Bruker 4.1.3 Utilities
- TopSpin 4.1.3
- CMC-assist 2.21

BRUKER

You do not have any TopSpin 4 licenses.





English

Home

Welcome to CodeMeter License Central WebDepot

Welcome to CodeMeter License Central WebDepot. You can transfer your licenses to your CmContainer using this WebDepot. Please enter your ticket and click "Next".



Ticket:

Next

Legal Notice | ©WIBU-SYSTEMS AG | CodeMeter License Central WebDepot v17.07.180.500.ws

Paste ticket code here




 English 

Home My Licenses

My Licenses

Name	Activated On	CmContainer	Status
TopSpin4 Processing Only (academia license) incl. TopSpin3			Available: 1 (1)

Activate Licenses 

Legal Notice | ©WIBU-SYSTEMS AG | CodeMeter License Central WebDepot v17.07.180.500.ws





Available Licenses - Select the binding for Your Licenses

You can bind your licenses either to a computer (CmActLicense) or to a dongle (CmDongle).

- When binding to a computer, the licenses are transferred to that machine. The licenses are associated with some properties of this computer.
- When binding to a CmDongle, the licenses are fully transferred into this dongle. This allows you to use these licenses on different computers.



I want my licenses in a dongle (CmDongle) to be able to use them on different computers.
Firm Code: 102882



I want my licenses on one computer (CmActLicense).
Firm Code: 5000606 | CmContainer: BRUKER_BBIO_WMLV (0002)



Online License Transfer

- Starting license transfer.
- Creating license request.
- Downloading license update.
- Importing license update to CmContainer.
- Creating receipt.
- Uploading receipt.

License transfer completed successfully!

OK

Available Licenses

To activate your licenses:

1. Select the licenses you want to activate
2. Select the locally connected CodeMeter container
3. Click "Activate Selected Licenses"

<input checked="" type="checkbox"/>	Name	Container	Status
<input checked="" type="checkbox"/>	TopSpin4 Processing Only (academia-academy) (no-topspin4)		Available

Select CmContainer
32767-13505 (BRUKER_BBIO_WMLV)

Activate Selected Licenses Offline license transfer

- Select binding
- My Licenses