

Appearance & Accessibility Features on Inspira

Inspira features 3 OPTIONS to alternate the test appearance and accessibility. Click the hamburger icon on the top right corner of your test page to access the options.

Candidate ID

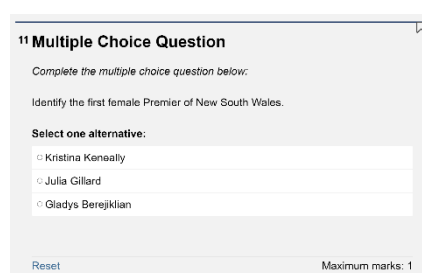
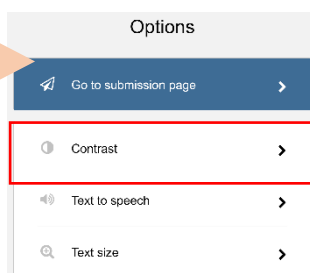
2 years, 4 months, 1 week, 3 days, 22 hours, 3 minutes remaining



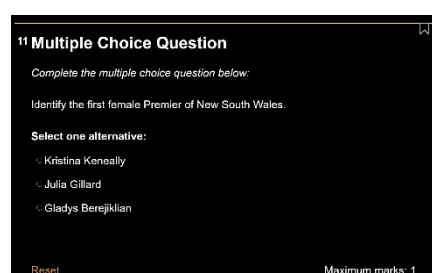
1. CONTRAST

Click **Contrast** and choose:

- Normal, or
- Inverted



Normal

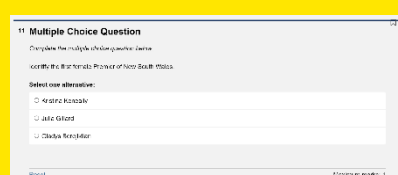
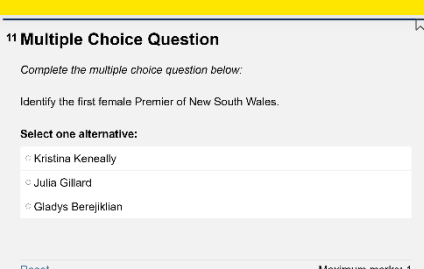


Inverted

2. TEXT SIZE

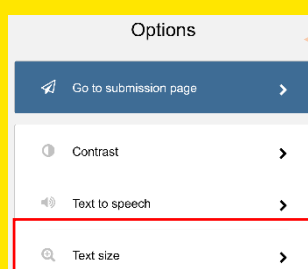
Click **Text Size** and choose:

- Regular, or
- Large, or
- Extra Large



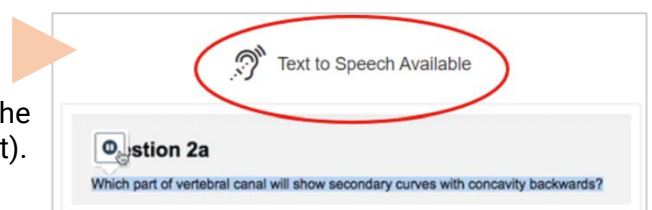
Regular

Extra Large

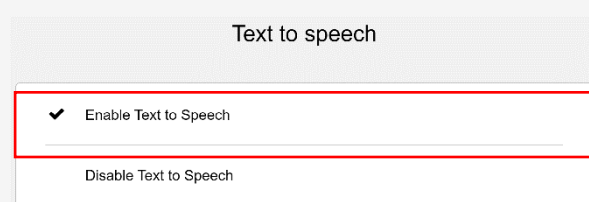
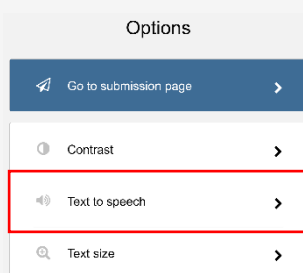


3. TEXT-TO-SPEECH

This feature is **optional**. If it is available in your exam, you will see the notification like the one at the start of your test (image on the right).



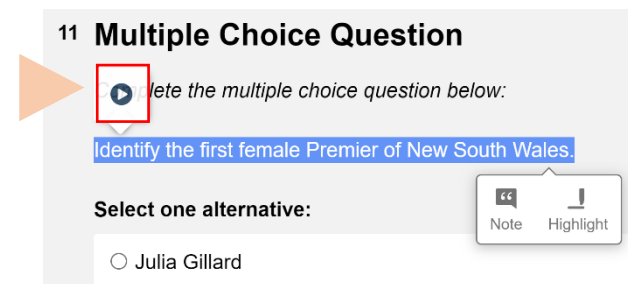
If it is available, you **need to enable** it to function in your test. You will have **Text-To-Speech** in your options. Click it and choose **Enable Text to Speech**.



BEWARE!

Text-to-speech only works when you are online.

Then, you will find a **Play button** that if you click, will play an audio of the text you selected on the page.



HOW TO ZOOM IN ON IMAGES IN INSPERA

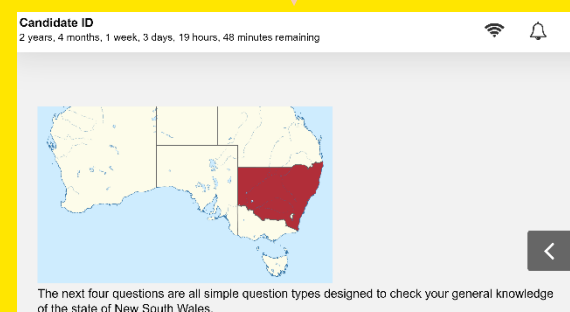
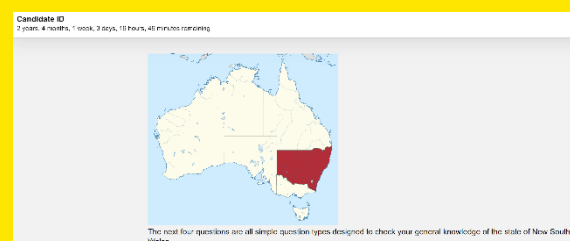
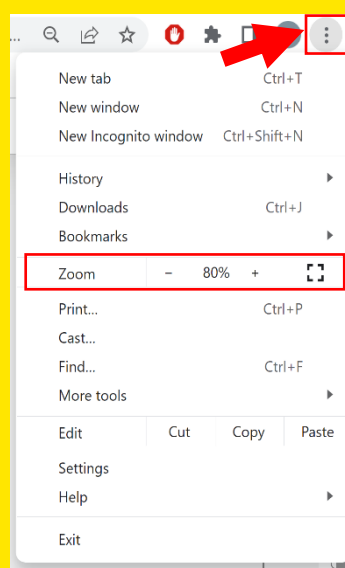
To enlarge an **image** in Inspira, you can do this from your **web browser**. Below is how you can zoom in on an image from **Google Chrome**.

ATTENTION! For on-campus invigilated final exams with [Safe Exam Browser](#)

Your browser will be locked!

Use the following **keyboard shortcuts** to enlarge images in Safe Exam Browser:

mac OS **Command +/-** Windows **Ctrl +/-**



SCREEN READERS & INSPERA

Inspira is compatible with popular screen readers [ClaroRead](#), [JAWS](#) & [NVDA](#). These applications help students by providing them with an effective suite of reading, writing and study tools.



IMPORTANT!

Screen readers **cannot** be used in **on-campus invigilated final exams** due to the lockdown browser software, **Safe Exam Browser**.

If you need an **educational adjustment** for your Inspira test e.g., such as an exam scribe or reader, speak to UNSW's Equitable Learning Facilitators [here!](#)



UNSW
SYDNEY

Go to the Inspira Student Resource site to read the [Frequently Asked Questions](#) for more information.